



MALLA REDDY ENGINEERING COLLEGE

(Autonomous)

Maisammaguda(H), Gundlapochampally Village, Medchal
Mandal, Medchal-Malkajiri District, Telangana State – 500100

CIRCULAR

Date: 04/07/2018

All the 2nd /I Year/Sem students are hereby informed that the Malla Reddy Engineering College (Autonomous) is planning to organize Value Added Courses like Autonomous Robotics -I, Graphic Designing - I & II, Green Matte Studio - Audio Effects/Transitions, Design for Additive Manufacturing (Introduction to 3D Modeling), Foundations Of JAVA in Centre Of Excellence. In this regard Interested students are hereby directed to register for this Courses on or before 09/07/2018. For further details, please contact Centre of Excellence, MREC(A)


Principal

Principal
Malla Reddy Engineering College
Maisammaguda, Dhulapally,
(Post Via Kompally), Sec'bad-500100

Copy to;


1. All HOD's-for information & circulation among staff
2. To be displayed in all notice board
3. Controller of Examination
4. Confidential Section Exam Branch
5. Group Admin Officer
6. Library
7. Physical Director-for necessary action
8. Security Officer-for necessary action
9. Transport Manager-for necessary action
10. TEQIP Coordinator & Academic Cell
11. Admin Office
12. System Admin
13. Placement Cell
14. PA to Principal for Filling



MALLA REDDY ENGINEERING COLLEGE

MAIN CAMPUS, AUTONOMOUS INSTITUTION

Maisammaguda, Dhulapally (Post) via Kompally,
Secunderabad-500100 Medchal - Malkajgiri District Telangana, India




MULTIMEDIA

Catalogue, Broucher, Bussiness Card, Flyer Design

Image Editing, Digital illustrator & Page Layout

Audio video editing, 2D Animation, 3D Animation
Visual Effects

Photoshop, Coreldraw, illustrator & Indesign
Premier pro, Adobe audition, Animate, Maya
After effects



Course Duration -: 4 Months

Learn Multimedia & Develop Your Skills.

Raveesh

Malla Reddy Engineering College
Maisammaguda, Dhulapally,
(Post) Kompally, Secbad-500100



SYLLABUS

	MALLA REDDY ENGINEERING COLLEGE (Autonomous) CENTRE OF EXCELLENCE	
GRAPHIC DESIGNING – I & II		

MODULE-I:

Getting to Know the Work Area, Working with Selections, Layer Basics, Masks and Channels Advanced Layering, Advanced Compositing, Preparing Files for the Web, Producing and Printing Consistent Color, Tools and Palette Review, Production Essentials, Understanding Curves, Color Correction, Using Camera Raw, Sharpening and Enhancement, Four Techniques for Collage, Four Techniques for Collage, Retouching, Workflow.

MODULE-II:

Getting to Know the Work Area, Selecting and Aligning, Creating Basic Shapes, Transforming Objects, Drawing with the Pen Tool, Color and painting, Working with Type, Working with Layers , Blending Shapes and Colors, Applying Attributes and Graphic Styles, Working with Symbols , Overview of Printing and Color Separations, Setting up your page , Zen of Illustration , Drawing and Coloring , Isolation Mode , Brushes and Symbols , Layers and Appearances , Artboards and Type , Blends, Gradients, and Mesh , Transparency , Live Color Live Effects and Graphic Styles Live 3D Effects, Advanced Techniques, Web and Animation, Illustrator and Other Program.

MODULE-III:

Introduction to InDesign tools, Building Documents with Master Pages, Working with Text and Type, Working with Styles , Working with Graphics, Working with Tables , Using Color in Your Documents , Applying colors to multiple objects , Using Effects,

MODULE-IV:

Getting Started, Moving Around and Viewing Drawings, Customizing Options , Drawing and Shaping Objects, Selecting & Manipulating Objects , Transforming Objects , Arranging Objects.

MODULE V:

Using Layers, Special Effects, Working with Text, Working with Paragraph, Special Text Effects , Using Symbols and Clipart, Working with Bitmaps, Special Page Layouts, Printing, Exporting Drawings , Using Styles and Templates, Custom Creation Tools , Using Corel Trace , Using Corel R.A.V.E.

Raveesh
Principal

Malla Reddy Engineering College
Maisammaguda, Dhulapally,
(Post Via Kompally). Sec'bad-500100



MALLA REDDY ENGINEERING
COLLEGE (Autonomous)
Maisammaguda(H), Gundlapochampally
Village,
Medchal Mandal, Medchal-Malkajgiri
District,
Telangana State - 500100

Course:Graphic Designing -
I & II

Date:09/07/2018 to
10/11/2018

Registered Students

SL.No	Roll No	NAME	BRANCH
1.	17J41A0105	ANNACHED NITHISH KUMAR REDDY	CE
2.	17J41A0111	BODDU VAMSI KRISHNA	CE
3.	17J41A0115	CHINNASHERI SAMARASIMHA REDDY	CE
4.	17J41A0121	GODA SHIVA PRASAD YADAV	CE
5.	17J41A0127	JENAKI RAJESH KUMAR	CE
6.	17J41A1203	ASHILI NIKHIL KUMAR	IT
7.	17J41A1211	CHINNAGARAJU NAVEEN KUMAR	IT
8.	17J41A1220	K MOHANA DEEPTHI	IT
9.	17J41A1226	KUSHAL ARYA N	IT
10.	17J41A1236	NENAVATH RAKESH NAYAK	IT
11.	17J41A0204	AYINAVILLI VENKATA SATYA PAVAN TEJA	EEE
12.	17J41A0210	BHUKYA SANDHYA	EEE
13.	17J41A0214	CHARUGUNDLA AMARNATH	EEE
14.	17J41A0218	G VINAY KUMAR	EEE
15.	17J41A0223	KAMMARI RAGHAVI	EEE
16.	17J41A0306	CHANDA CHANDRA SEKHAR REDDY	ME
17.	17J41A0311	DAMERAGIDDE NITHISH	ME
18.	17J41A0315	DIRISINA RIZWAN	ME
19.	17J41A0318	GARIMALLA PHANIVARMA	ME
20.	17J41A0325	KARAM CHEDU VISHNU TEJA	ME
21.	17J41A0407	BINGI ESHWAR PRASAD	ECE
22.	17J41A0409	BURRA VINAY	ECE
23.	17J41A0414	GANDU DEEKSHITH	ECE
24.	17J41A0417	GUNTHA SAI GANESH	ECE
25.	17J41A0424	KALIDINDI SRINIVAS VIKAS	ECE
26.	17J41A0502	AMBATI SONY	CSE
27.	17J41A0506	BOYA VISHNUVARDHAN	CSE
28.	17J41A0510	CHERYALA BHANU	CSE
29.	17J41A0515	GUMMYREDDY VARSHA REDDY	CSE
30.	17J41A0521	KAVALI VINEETHA	CSE

Raveesh
Principal
Malla Reddy Engineering College
Maisammaguda, Dhulapally,
(Post Via Kompally), Sec'bad-500100

SUMMARY

Graphic Designing-I(Photoshop& Illustrator)

Adobe Photoshop and Adobe Illustrator are the company's two most popular graphics programmes. Adobe Illustrator is a sophisticated vector-based editing software that may be used to create animations in addition to logos, graphics, cartoons, and fonts. Vector graphics produced using Illustrator differ from those created with Photoshop, which are based on a pixel-based format.

Photoshop is Adobe's picture editing, image creation, and graphic design programme. It includes a variety of image editing tools for both raster (pixel-based) images and vector graphics. It employs a layer-based editing system that allows for picture creation and modification using numerous overlays that support transparency. Layers may also be used as masks or filters to change the colours of the underlying layers. Layers may have shadows and other effects applied to them. Photoshop actions offer automation tools to help with repetitive chores. Users may work on material from any computer by using Photoshop CC (Creative Cloud).

In fact, Photoshop has been around for so long that its word has become a verb: it is now common vernacular to say that an image has been "photoshopped" or simply "shopped." Adobe Photoshop is the industry standard image alteration programme. In this context, shopped refers to anything that has been changed, manipulated, or fabricated — and this is true regardless of the software used. Photoshop is used by a wide range of professions, including photographers, graphic designers, video game artists, advertising experts, and meme makers.

Adobe Illustrator is a vector-based design and drawing software for professionals. Illustrator, when used as part of a broader design process, enables for the production of anything from single design components to complete compositions. Illustrator is used by designers to make posters, symbols, logos, patterns, and icons, among other things. Vector graphics and raster graphics are the two major types of computer graphics. Understanding the distinction between the two allows you to develop, edit, and import artwork more effectively. Vector graphics are created using drawing applications such as Adobe Illustrator and are made up of lines and curves specified by mathematical objects known as "vectors." Vectors define a visual based on its geometric properties. In a vector graphic, for example, a bicycle tyre is created using a mathematical calculation for a circle with a particular radius, placed at a specified location, and filled with a specific colour. Because the underlying mathematics adjust for your movements, you may move, resize, or alter the colour of the tyre without sacrificing visual quality. A vector graphic is resolution-independent, which means it may be scaled to any size and printed at any resolution on any output device without losing detail or clarity. As a consequence, vector graphics are the ideal option for text (particularly tiny type) and bold images that must maintain sharp lines when scaled to different sizes.

SUMMARY

Graphic Designing - II (Corel draw & Indesign)

CorelDraw is a vector graphics editing software application. Vector graphics, on the other hand, are produced using graphics programmes and are composed of objects. Each item may be modified independently, which allows for the modification of its form, colour, size, and location. CorelDraw, stylized CorelDRAW, was developed by Ottawa-based software firm Corel. It enables users to do tasks such as adding special effects such as borders to pictures, as well as contrast correction, colour balance, and more. One of the software's advantageous characteristics is its ability to operate with many levels and pages.

InDesign is a desktop publishing software application for creating flyers, brochures, magazines, newspapers, and books. Projects created using InDesign can be shared in both digital and print formats. InDesign is used by graphic designers, artists, publishers, and marketing professionals. It is developed and produced by Adobe Systems and is available individually, or as part of the Adobe Creative Cloud. InDesign was previously available as part of the Creative Suite.


Principal

Malla Reddy Engineering College
Maisammaguda, Dhulapally,
(Post Via Kompally), Sec'bad-500100



MALLA REDDY ENGINEERING COLLEGE

MAIN CAMPUS, AUTONOMOUS INSTITUTION



Certificate Of the Course Completion

This is to Certify that

BINGI ESHWAR PRASAD

*has Successfully Completed Graphic Designing - I & II Course Offered
by Centre of Excellence, MREC(A) on 10/11/2018 bearing with
Roll No. 17J41A0407 and Branch ECE.*

Dr. Yogesh Madaria
CONVENOR

Principal
Malla Reddy Engineering College
Maisammaguda, Dhulapally,
(Past Via Kompally), Sec'bad-500100

Dr. S. Sudhakara Reddy
Conference Chair & Principal



MALLA REDDY ENGINEERING COLLEGE

MAIN CAMPUS, AUTONOMOUS INSTITUTION



Certificate Of the Course Completion

This is to Certify that

CHANDA CHANDRA SEKHAR REDDY

*has Successfully Completed Graphic Designing - I & II Course Offered
by Centre of Excellence, MREC(A) on 10/11/2018 bearing with
Roll No. 17J41A0306 and Branch ME.*

Dr. Yogesh Madaria
CONVENOR

Principal
Malla Reddy Engineering College
Maisammaguda, Dhulapally,
(Post Via Kompally), Sec'bad-500100

Dr. S. Sudhakara Reddy
Conference Chair & Principal



MALLA REDDY ENGINEERING COLLEGE

MAIN CAMPUS, AUTONOMOUS INSTITUTION



Certificate Of the Course Completion

This is to Certify that

NENAVATH RAKESH NAYAK

*has Successfully Completed Graphic Designing - I & II Course Offered
by Centre of Excellence, MRECA(A) on 10/11/2018 bearing with
Roll No. 17J41A1236 and Branch IT.*

Dr. Yogesh Madaria
CONVENOR

Principal

Malla Reddy Engineering College
Maisammaguda, Dhulapally,
(Post Via Kompally), Sec'bad-500100

Dr. S. Sudhakara Reddy
Conference Chair & Principal



MALLA REDDY ENGINEERING COLLEGE

MAIN CAMPUS, AUTONOMOUS INSTITUTION



Certificate Of the Course Completion

This is to Certify that

ANNACHED NITHISH KUMAR REDDY

*has Successfully Completed Graphic Designing - I & II Course Offered
by Centre of Excellence, MREC(A) on 10/11/2018 bearing with
Roll No. 17J41A0105 and Branch CE.*

Dr. Yogesh Madaria
CONVENOR


Principal
Malla Reddy Engineering College
Maisammaguda, Dhulapally,
(Post Via Kompally), Sec'bad-500100

Dr. S. Sudhakara Reddy
Conference Chair & Principal



MALLA REDDY ENGINEERING COLLEGE

MAIN CAMPUS, AUTONOMOUS INSTITUTION



Certificate Of the Course Completion

This is to Certify that

BHUKYA SANDHYA

*has Successfully Completed Graphic Designing - I & II Course Offered
by Centre of Excellence, MREC(A) on 10/11/2018 bearing with
Roll No. 17J41A0210 and Branch EEE.*

Dr. Yogesh Madaria
CONVENOR

Principal

Malla Reddy Engineering College
Misanmaguda, Dhulapally,
(F... nally), Sec'bad-500100

Dr. S. Sudhakara Reddy
Conference Chair & Principal